

Grade 3 - 7



# AFRIKAAANS GUIDE

Legacy Learning Institute







# 1. GREETINGS (GROET)

ENGLISH	AFRIKAANS
HELLO	HALLO
GOOD MORNING	GOEIE MORE
GOOD AFTERNOON	GOEIE MIDDAG
GOOD EVENING	GOEIE NAAND
GOODBYE	TOTSIENS
HOW ARE YOU ?	HOE GAAN DIT?
I'M FINE	DIT GAAN GOED
THANK YOU	DANKIE
PLEASE	ASSEBLIEF



12  
34


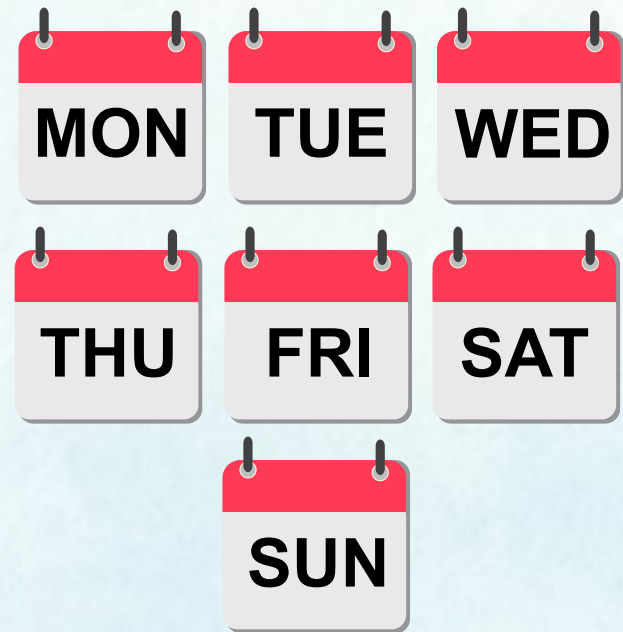
## 2. NUMBERS (GETALLE)



- 1 - Een
- 2 - Twee
- 3 - Drie
- 4 - Vier
- 5 - Vyf
- 6 - Ses
- 7 - Sewe
- 8 - Agt
- 9 - Nege
- 10 - Tien

# 3. DAYS OF THE WEEK (DAE VAN DIE WEEK)

days of  
the Week



Monday - Maandag

Tuesday - Dinsdag

Wednesday - Woensdag



Thursday - Donderdag

Friday - Vrydag

Saturday - Saterdag

Sunday - Sondag

days of  
the Week





## 4. COLOURS (KLEURE)

Red



Rooi

Blue



Blou

Green



Groen

Yellow




Geel

Black




Swart

White

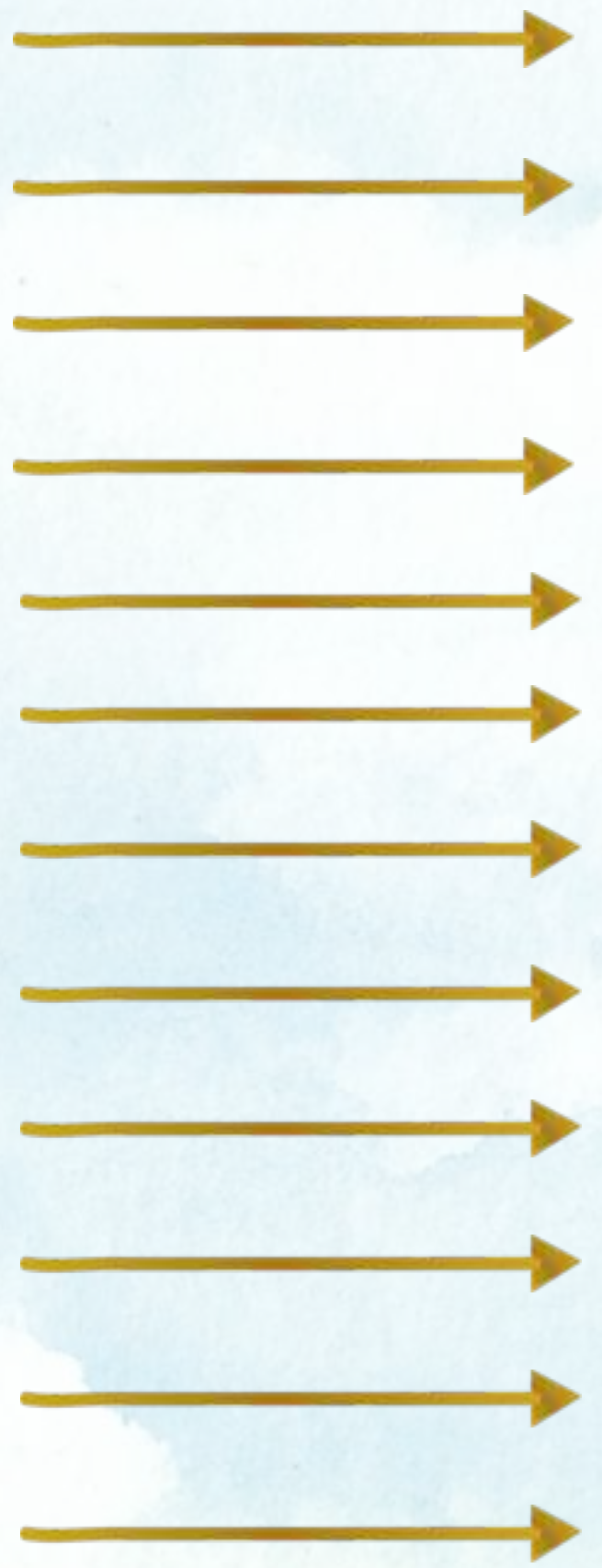


Wit

 **MONTHS OF THE YEAR (MAANDE VAN DIE JAAR)**



January  
February  
March  
April  
May  
June  
July  
August  
September  
October  
November  
December



Januarie  
Februarie  
Maart  
April  
Mei  
Junie  
Julie  
Augustus  
September  
Oktober  
November  
Desember



# ◆ 1. PRESENT TENSE (TEENWOORDIGE TYD)

👉 THIS IS WHAT IS HAPPENING NOW.



Structure:

◆ Subject + verb + object

Examples:

Ek eet 'n appel. → I eat an apple.

Hy speel sokker. → He plays soccer.



## ◆ 2. PAST TENSE (VERLEDE TYD)

☞ THIS IS WHAT ALREADY HAPPENED.

Structure:

◆ Subject + het + ge-verb + object

Examples :

Ek het geëet 'n appel. → I ate an apple.

Hy het gespeel sokker. → He played soccer.

Note: Most verbs get 'ge-' in front.

But some verbs don't (like 'begin' or 'verkoop').



# ◆ 3. FUTURE TENSE (TOEKOMENDE TYD)


👉 **THIS IS WHAT WILL HAPPEN.**

Structure:

◆ Subject + sal + verb + object

Examples:

- Ek sal eet 'n appel. → I will eat an apple.
- Hy sal speel sokker. → He will play soccer.





# LEARNING

# AFRIKAAANS IS FUN !

